



React JS Course Contents



SkyRocket your **Coding Career**

The logo for TechXyte, featuring the word "Tech" in black and "Xyte" in red, with a small red star above the "X".

TechXyte

techxyte.com

GET IN TOUCH

enquiry@techxyte.com

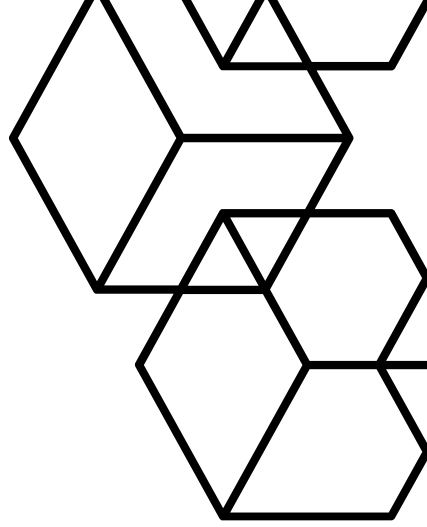
+91 8050 533 513

CHAPTER 1 : INTRODUCTION TO REACT JS

- What is React JS
- Why use React JS
- React VS Angular

CHAPTER 2 : SETTING UP REACT JS ENVIRONMENT

- Installing Node JS and NPM
- Create-react-app
- Project Structure
- Using a Text Editor/IDE



The logo for TechXyte, featuring the word "Tech" in black and "Xyte" in red, with a small red star above the "X".

TechXyte

techxyte.com

GET IN TOUCH

enquiry@techxyte.com

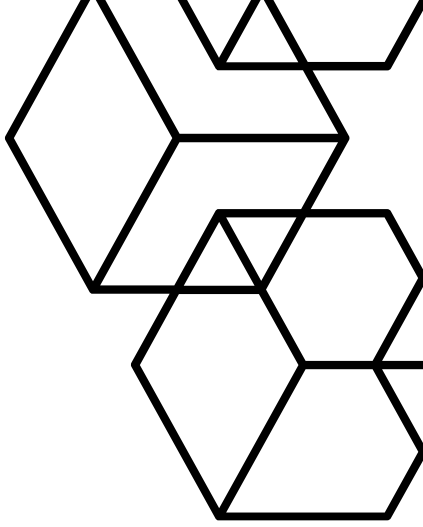
+91 8050 533 513

CHAPTER 3 : JSX

- What is JSX
- Benefits of using JSX
- Transforming JSX to JavaScript

CHAPTER 4 : REACT COMPONENTS

- Creating Functional Components
- Working with Class Components
- Component State and Props



The logo for TechXyte, featuring the word "Tech" in black and "Xyte" in red, with a small red star above the "X".

TechXyte

techxyte.com

GET IN TOUCH

enquiry@techxyte.com

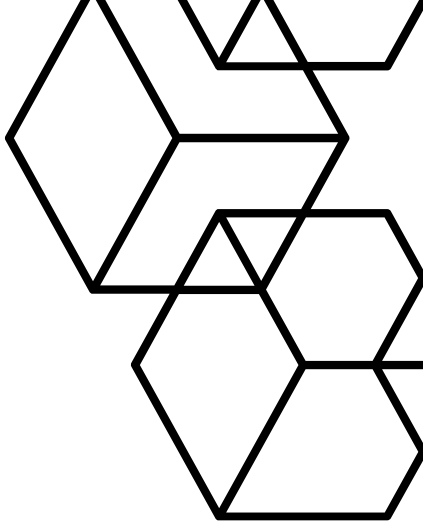
+91 8050 533 513

CHAPTER 5 : REACT COMPONENT LIFECYCLE

- Constructor
- ComponentDidMount
- ComponentWillUnmount

CHAPTER 6 : REACT EVENTS

- Handling Events
- Synthetic Events



The logo for TechXyte, featuring the word "Tech" in black and "Xyte" in red, with a small red star above the "X".

TechXyte

techxyte.com

GET IN TOUCH

enquiry@techxyte.com

+91 8050 533 513

CHAPTER 7 : REACT FORMS

- Controlled Forms
- Uncontrolled Forms

CHAPTER 8 : REACT ROUTER

- Installation and Setup
- Route Configuration
- Navigation with React Router

